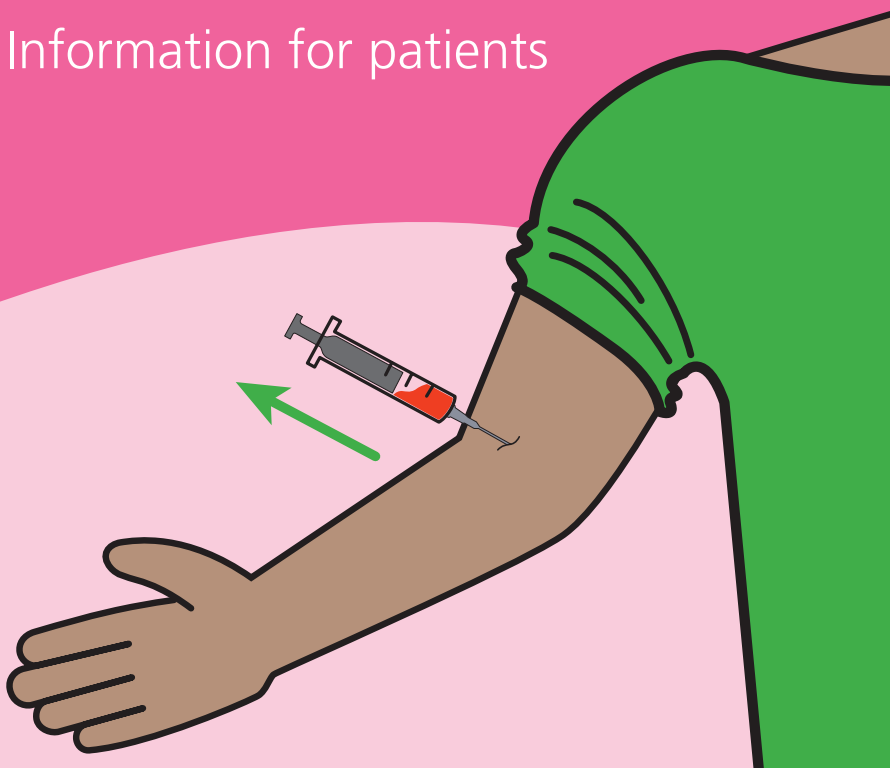


# Having a blood test at the hospital

Information for patients



## easy read



This booklet uses easy words and pictures.

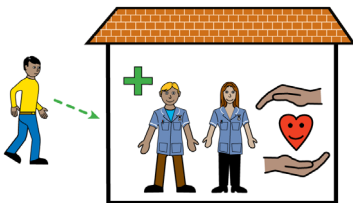
You might want to ask someone to help you read it.

## hospital




You need a blood test.

## appointment



You will go to the phlebotomy department.




One of the hospital staff will help you.

**cream**



You will be offered some cream for your skin.



Some people like this.

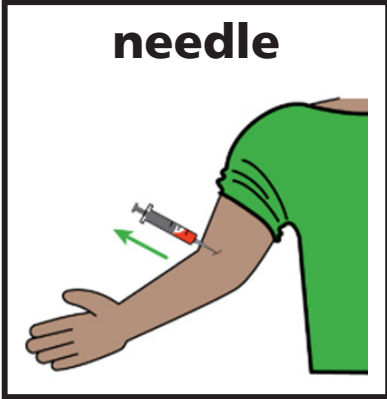
It stops them from feeling the blood test.

**waiting area**



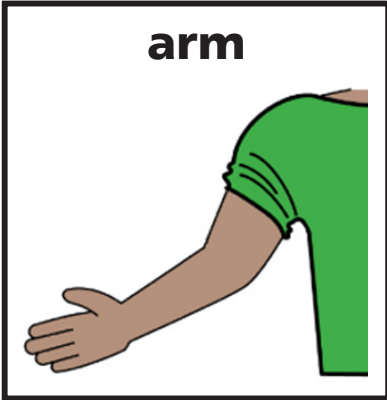
You will sit in the waiting room until it's your turn.

## needle



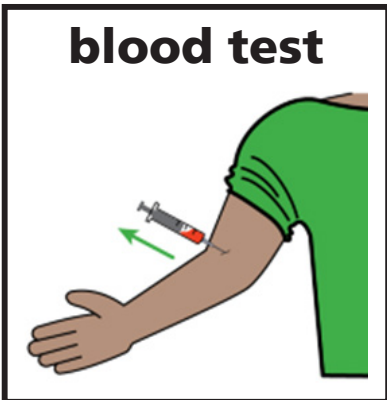
The nurse will then put a needle into your arm.

## arm




You will feel a scratch in your arm.

## blood test



The nurse will take a bit of blood from your arm.



That is ok.

**plaster on  
your arm**



The nurse will put a  
plaster on your arm.



Then the blood test has  
finished.

**For more information please go to**

**[www.necldnetwork.co.uk/  
work-programmes/health-inequalities/maternity/](http://www.necldnetwork.co.uk/work-programmes/health-inequalities/maternity/)**

 **@necldnetwork**

 **england.learningdisabilitynetwork@nhs.net**

**Easy Read**



This leaflet has been co-developed by Leeds Teaching Hospitals NHS Trusts which has kindly been shared so it can adopted by the North East & North Cumbria.



**The Leeds  
Teaching Hospitals**  
NHS Trust

© The Leeds Teaching Hospitals NHS Trust • 1st edition Ver 1.0  
Developed by: Alison Conyers • Lead Professional, Learning Disabilities and Autism. All images / Resources Copyright © LYPFT easyonthei  
Produced by: Medical Illustration Services • MID code: M20201001\_008/DG

**LN004940**  
Publication date  
10/2020  
Review date  
10/2023