

# EBM Administration: From Recent Expression

## Scenario

EBM has been recently expressed and not stored. It can be administered directly via the handheld or decanted and then administered.

## Instruction

Process is:



Administer

Or



Order Preparation (if  
required)



Administer

How to guides for transfer, storage and preparation can be found by clicking on the following links:

How to [Transfer](#).

How to [Store](#).

How to [Preparations](#).

The next page of this document is a How To guide for **Administration**.

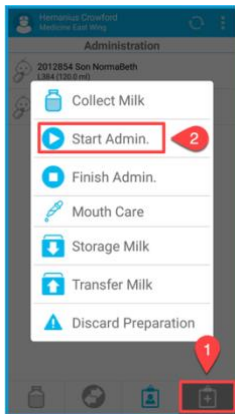
# Administration of EBM

## Scenario

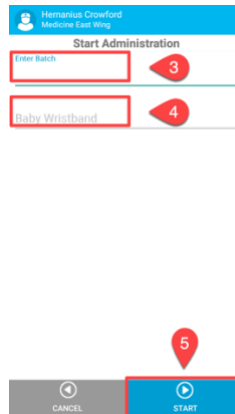
The process of starting and finishing EBM administration needs to be completed. You have logged into a handheld device.

## Instruction

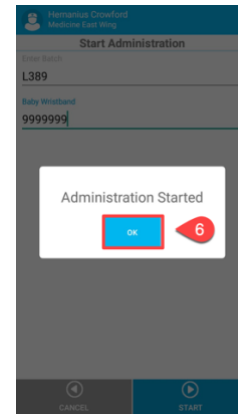
### Start Administration



- 1 Open the options menu.
- 2 Select **Start Admin.**

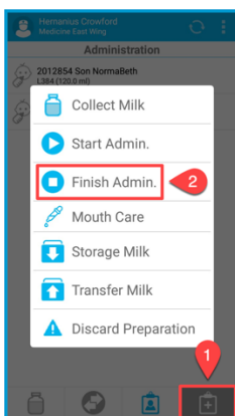


- 3 Scan milk barcode.
- 4 Scan baby's wristband.
- 5 Press **Start**.




- 6 Message showing administration started, click **OK**.

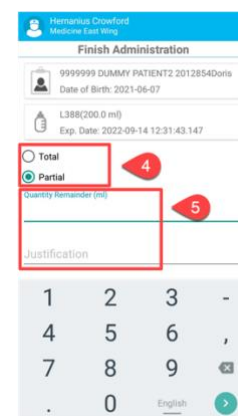
### Finish Administration



- 1 Open the options menu.
- 2 Select **Finish Admin.**



- 3 Scan baby's wristband.



- 4 Select **Full** or **Partial** administration.
- 5 If partial, using keypad, register remaining amount and justification.
- 6 Press